

mangoSTEEMS Universe

We Motivate Student Learning.

Teacher User Guide

How Long Does It Take?



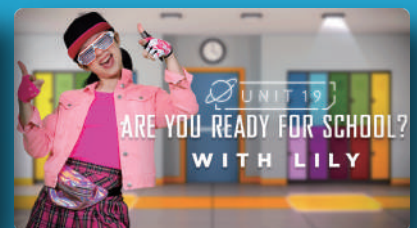
Written by Ned Jensen
Illustrated by Kathleen McCord
www.readbys.com



Club Monster



Written by Marbeth Soeth
Illustrated by Nera Vousta
www.readbys.com

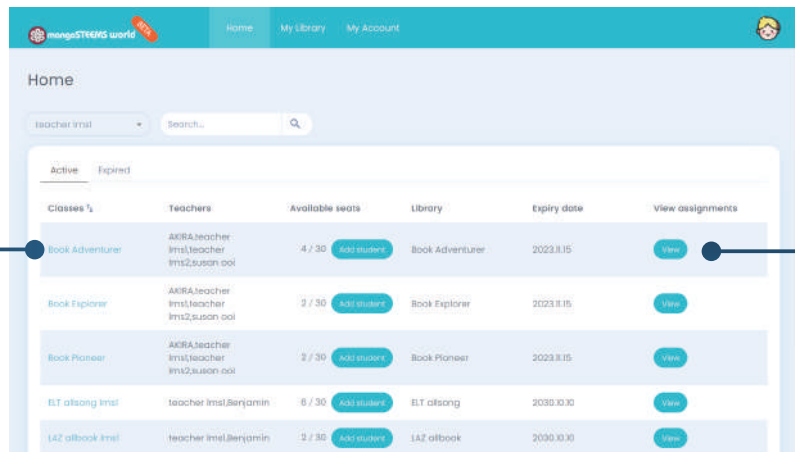


mangoSTEEMS Universe Teacher Management Platform

Enter <https://app.mangosteems.com/web> and type your email address and password.

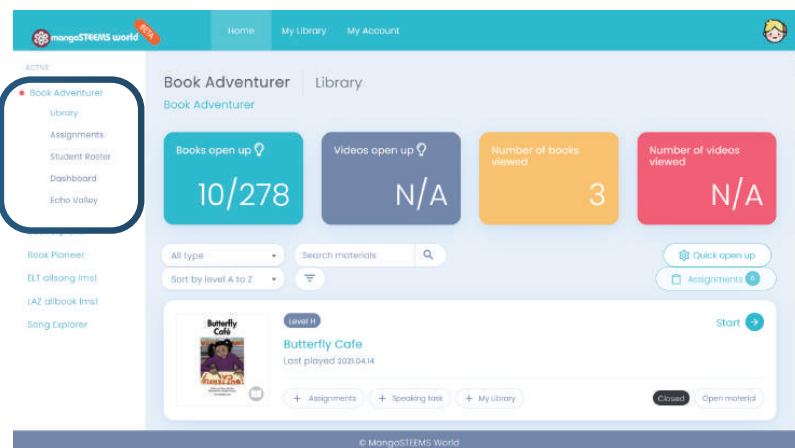


- Home Page -



Click the class name to enter the class

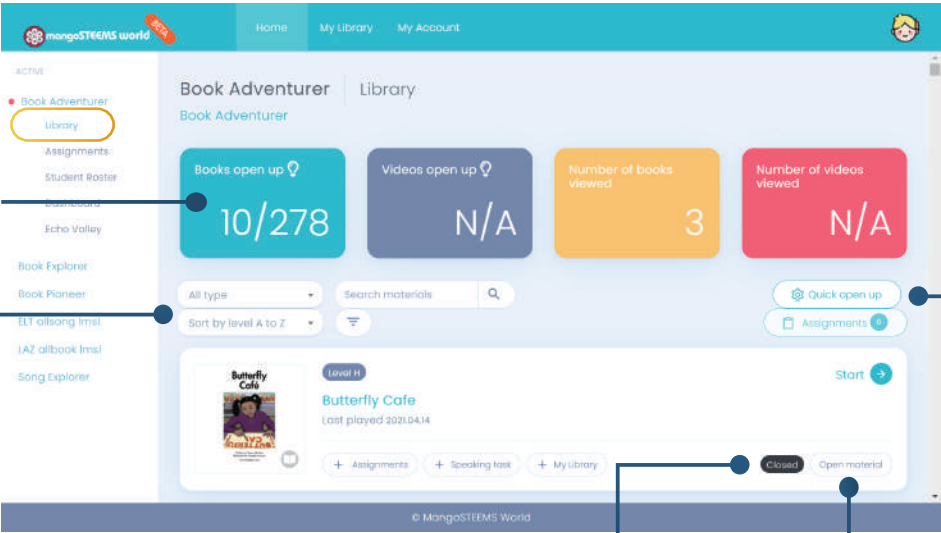
Click to view assignments of the class



Each class has its own library, assignment and student dashboard

Library

In library, you can browse all learning materials in your package. You can also **open material** for students to access on their student platform.



No. of books open up / Total no. of books

Select materials to open up at once

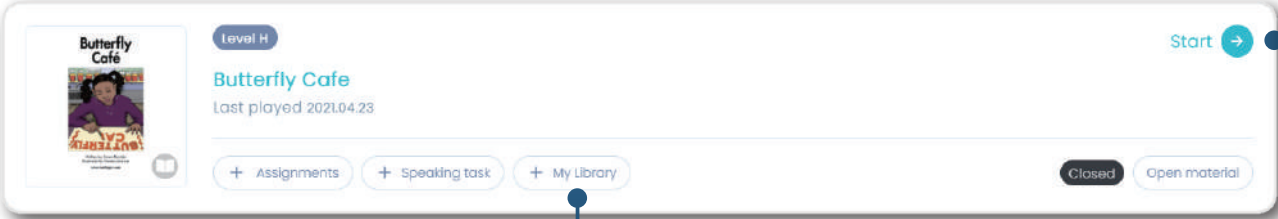
Search and filter the materials

Current status

Click to open / close the material

The screenshot shows the 'Library' page in MangoSTEMS World. It features a navigation menu on the left with 'Library' highlighted. The main area displays statistics: 'Books open up 10/278', 'Videos open up N/A', 'Number of books viewed 3', and 'Number of videos viewed N/A'. Below these are search filters and a list of materials. A 'Butterfly Cafe' material is highlighted with a 'Start' button and 'Open material' button. Annotations with arrows point to the 'Library' menu item, the statistics cards, the search bar, the 'Start' button, and the 'Open material' button.

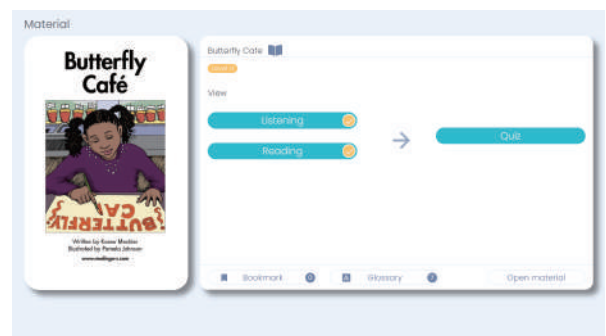
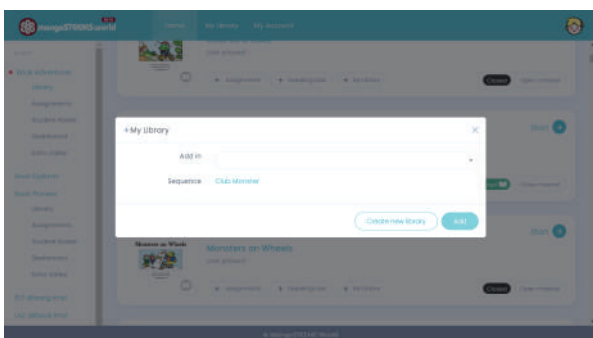
- For each learning material -



+My library

Start → to view the material:

The image shows a close-up of a learning material card for 'Butterfly Cafe'. It includes a book cover, the title 'Butterfly Cafe', 'Level H', and 'Last played 2021.04.23'. Below the title are buttons for '+ Assignments', '+ Speaking task', and '+ My Library'. At the bottom right are 'Closed' and 'Open material' buttons. Annotations with arrows point to the '+ My Library' button and the 'Start' button.



Save the materials based on your needs

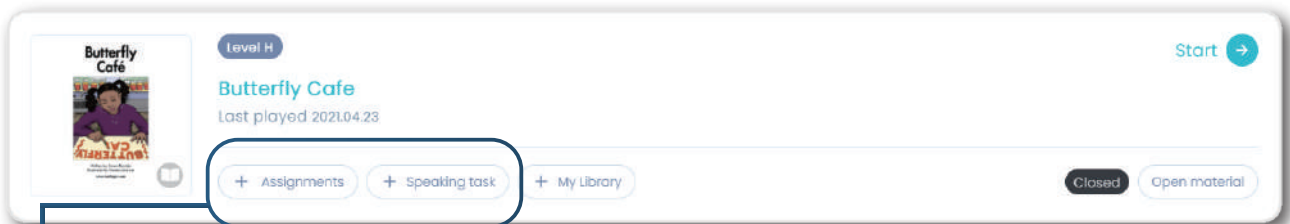
- Step 1: Click + Create new library
- Step 2: Name you collection and click + Material to add materials

- Read, Listen the book or watch the music video
- Check the comprehension quiz answer (book only)


Create and Track Assignments

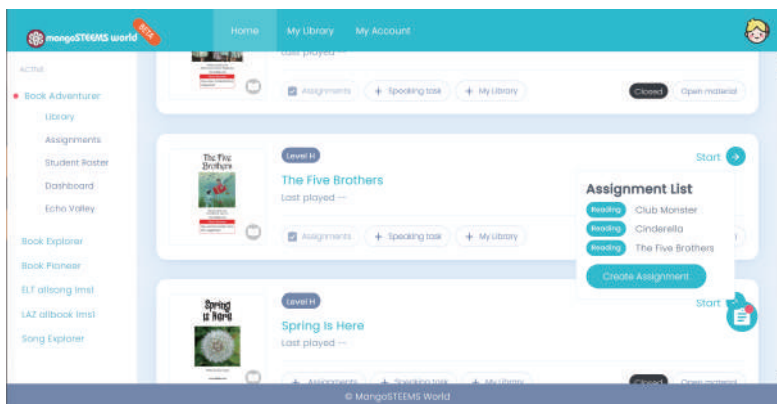
- ✓ Create the assignments (books, videos and speaking practice) based on the instructional needs
- ✓ Monitor the student progress on the assignment
- ✓ Teacher feedback, extra bonus on student's work

How to create assignments?




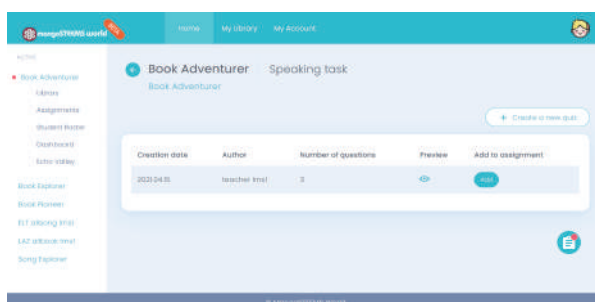
+ Assignments

- Select the materials you want to assign
- Click + Assignments to add the assignment list
- Click  to view your assignment list



+ Speaking task

- Click + Speaking task, you will see the speaking task page.
- Click + Create New Quiz, select the sentence(s) and save.
- After selection, click  to your assignment list.



Book Adventurer: **Speaking task**

Book Adventurer

Book's funny grumbles. "I can't wait to eat the fish we catch," he says.

Book roars his pole and wags his ears in the tree. "What do you catch?" asks Luke. "I show!" says Book.

"What?" asks Luke. "I have a fish," he roars in his tree. "I caught a catfish!" Luke says. "That's not a catfish," says Luke. "Those are weeds near the pond."

Next, Book catches a fish and wiggles on the grass. Luke's funny grumbles. "I'm hungry," he says. "You are ALWAYS hungry," says Book.

The cat is hot. Book food all around them. "Fishing is kind of boring," says Luke. Just then, Book hears a dog. "I have a fish," he says. He sees another dog. Book catches a fish!

The fish hops and wiggles on the grass. "It'll be good to eat," says Book. Luke looks at the fish. Luke starts at the ground.

"What's the matter?" asks Book. "I'm not hungry for that anymore," says Luke. "Let's let him go," says Luke. Book puts the fish back in the water. It swims away.

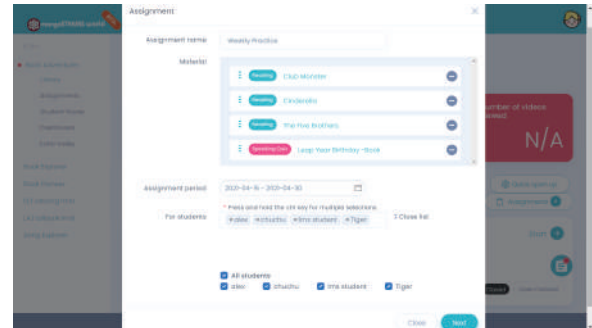
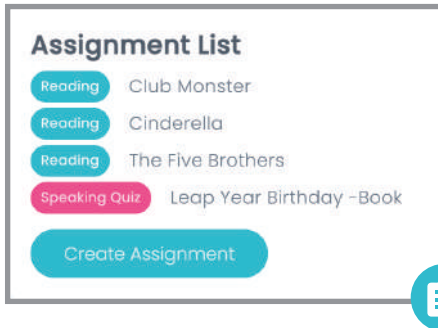
Book's funny grumbles. "But what will we eat?" he asks. "Follow me," says Luke.

The meerkats follow. Luke on a hill. They find wild raspberries. They find nuts. They even find tasty tadpoles! The meerkats eat until they are full!

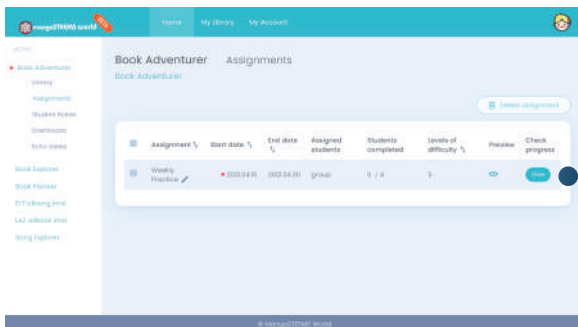
How to assign to student(s) or class?


Click  Assignment list and click 

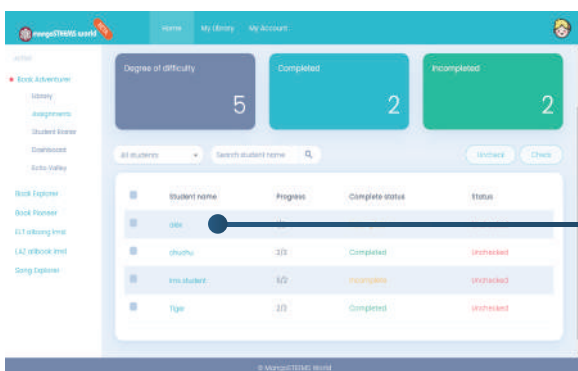
You can name your assignment, set the start and end date and assign to a student(s) or whole class of students.



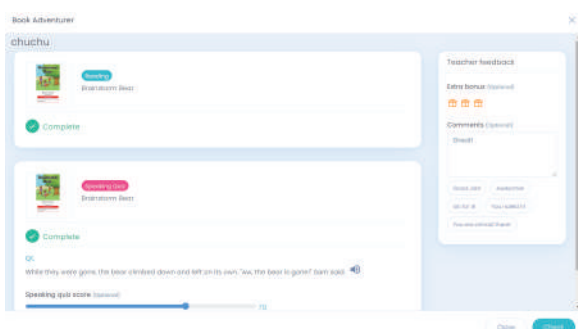
How to track students' assignment progress?




- Step 1 -
Go to Assignment page.
Click  to see student progress and status.



- Step 2 -
Click the student name for viewing their assignment status.



- Step 3 -
Here you can view student's assignment record. In the right hand side, you can give feedback or extra bonus to your student.
Click  when completing.

Echo Valley

Echo valley offers weekly oral assignments for students. AI system scores the word pronunciation and sentence fluency. Students can to practice the fluency passage and improve the pronunciation.

The screenshot shows the 'Book Adventurer' section of the mangoSTEEMS world interface. A sidebar on the left lists navigation options: ACTIVE (Book Adventurer, Library, Assignments, Student Roster, Dashboard, Echo Valley), Book Explorer, Book Pioneer, ELT allsong lms!, LAZ allbook lms!, and Song Explorer. The main content area has a toggle for 'Enable auto-assigned oral quizzes' and buttons for 'Create quiz' and 'Delete quiz'. Below is a table of oral quizzes:

Description	Start date	End date	Teachers	Students completed	Status	Preview	Check progress
System auto-assigned	2021.04.19	2021.04.26	system	0 / 30	Executing		View
speaking practice	2021.04.15	2021.04.30	teacher lms!	0 / 30	Executing		View

Enable auto-assigned oral quizzes

System will auto-assign a passage (based on student's level) for students to practice.

Create quiz

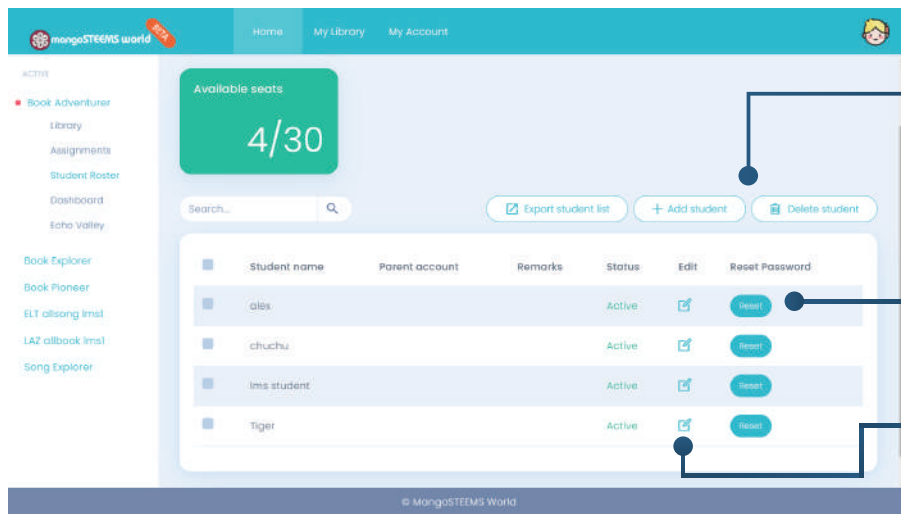
Teacher can create the speaking quiz based on instructional needs.



The screenshot shows the 'Create Echo Valley Oral Quiz' form in the mangoSTEEMS world interface. The form includes fields for 'Description', 'Passage', and 'Release date'. The 'Description' field has a placeholder 'Please type the description'. The 'Passage' field has a placeholder 'Please type the passage'. The 'Release date' field has a placeholder 'Select date range'. There are 'Cancel' and 'Save' buttons at the bottom right.

Student Roster

In student roster, you can easily manage your students' login details and account settings.



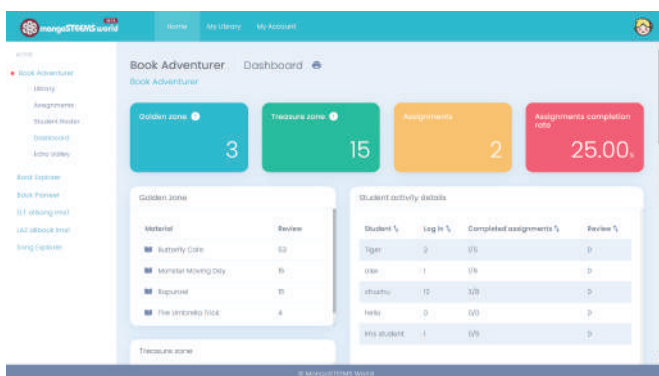
Add / delete students from your class

Click to reset student graphical password

Click to edit student login ID and phone number

Student Dashboard

View the individual student or whole class activity and usage details.



- Those tables and charts show:
 - Student login times
 - Watch/Read times
 - Assignments completion rate
 - The most popular books / videos
- Click to print out the report or download in PDF format